
















# Hip Hop Writing Guide for Teachers

1. Introduce the 4/4 time signature in music (this means one measure of music has 4 beats, which are quarter notes). One measure, or 4 beats, is also called a 'bar.'
2. Count: 1, 2, 3, 4 with your students, and have them clap on the '2' and the '4.' These are quarter notes.
3. Explain that hip hop music uses a 4/4 pattern and tell students that they will learn how to write lyrics to a 4/4 rhythm.
4. Let students know that just rapping along with quarter notes is slow and boring, so divide the quarter notes in half to get eighth notes.
5. Now have students count: 1 and 2 and 3 and 4 and, still clapping on the 2 and 4. These are eighth notes. Explain that this is a more comfortable pace to rap at, but still boring if you only rap along with the eighth notes, so divide them again in half to get 16th notes.
6. Now have students count: 1 e and a 2 e and a 3 e and a 4 e and a (these are 16th notes). Explain that 16 is about the maximum number of syllables that can fit into one measure, or bar, of music.
7. Now, have students write only 1 bar to get started. Have them fit as many rhymes as possible into 1 bar. For example: *Ignite the light shine bright through the night.* Or *sped out of bed no dread in my head.* Or *aim for the gain that is sane for the brain*
8. If a student has written a bar correctly, they should be able to repeat that bar over and over again with the music, and it should match up with the rhythm in the same way every time.
9. Once students can write bars, they are now ready to write about anything. It is important to tell them that 4/4 music needs to be in patterns of 4, so they should write 4 bars, 8 bars, 12 bars, or 16 bars if they are going to write a verse.



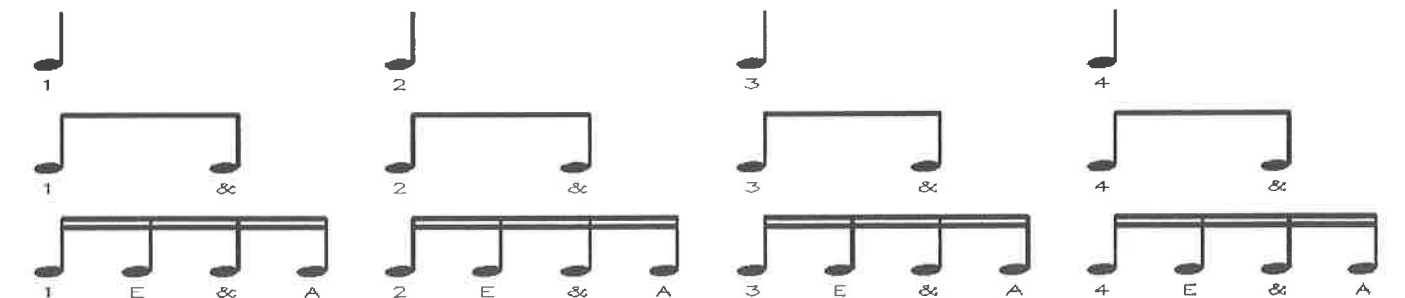
# NOTE & REST CHART

Name	Note	Rest	Beats	1 $\frac{4}{4}$ measure
Whole			4	
Half			2	
Quarter			1	
Eighth			$\frac{1}{2}$	
Sixteenth			$\frac{1}{4}$	

## Writing to the Beat

BOOM CLAP BOOM CLAP

1 E and A 2 E and A 3 E and A 4 E and A



1 2 3 4

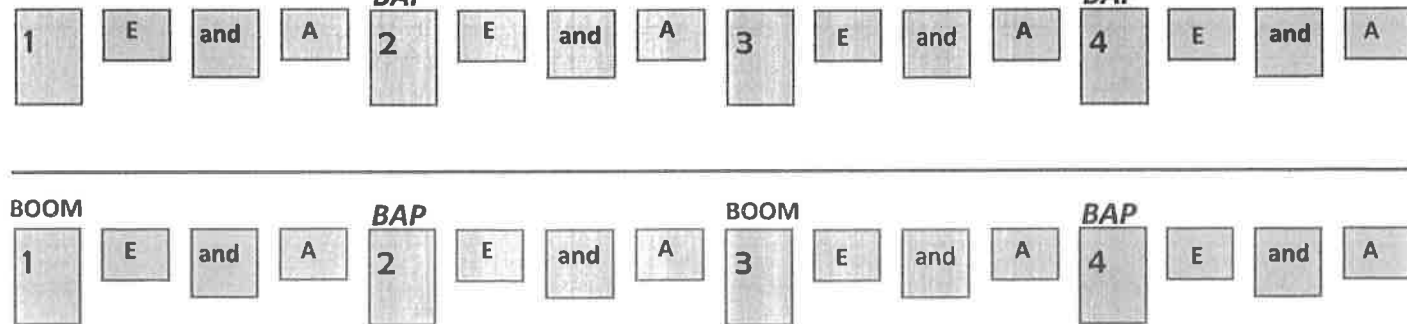
1 & 2 & 3 & 4 &

1 E & A 2 E & A 3 E & A 4 E & A

## One Bar Flows

BOOM BAP BOOM BAP

1 E and A 2 E and A 3 E and A 4 E and A



1 2 3 4

1 E and A 2 E and A 3 E and A 4 E and A

# Eighth Note Flow

BOOM 1 E and A BAP 2 E and A BOOM 3 E and A BAP 4 E and A

BOOM 1 E and A BAP 2 E and A BOOM 3 E and A BAP 4 E and A

BOOM 1 E and A BAP 2 E and A BOOM 3 E and A BAP 4 E and A

BOOM 1 E and A BAP 2 E and A BOOM 3 E and A BAP 4 E and A

## Write four bars

BOOM 1 E and A BAP 2 E and A BOOM 3 E and A BAP 4 E and A

BOOM 1 E and A BAP 2 E and A BOOM 3 E and A BAP 4 E and A

BOOM 1 E and A BAP 2 E and A BOOM 3 E and A BAP 4 E and A

BOOM 1 E and A BAP 2 E and A BOOM 3 E and A BAP 4 E and A

# Writing with the beat sheet

BOOM                      BAP                      BOOM                      BAP

1   E   and   A   2   E   and   A   3   E   and   A   4   E   and   A

---

---

BOOM                      BAP                      BOOM                      BAP

1   E   and   A   2   E   and   A   3   E   and   A   4   E   and   A

---

---

BOOM                      BAP                      BOOM                      BAP

1   E   and   A   2   E   and   A   3   E   and   A   4   E   and   A

---

---

BOOM                      BAP                      BOOM                      BAP

1   E   and   A   2   E   and   A   3   E   and   A   4   E   and   A

---

---

BOOM                      BAP                      BOOM                      BAP

1   E   and   A   2   E   and   A   3   E   and   A   4   E   and   A

---

---

BOOM                      BAP                      BOOM                      BAP

1   E   and   A   2   E   and   A   3   E   and   A   4   E   and   A

---

---

BOOM                      BAP                      BOOM                      BAP

1   E   and   A   2   E   and   A   3   E   and   A   4   E   and   A

---

---

BOOM                      BAP                      BOOM                      BAP

1   E   and   A   2   E   and   A   3   E   and   A   4   E   and   A

---

---

Write your bars here!

